

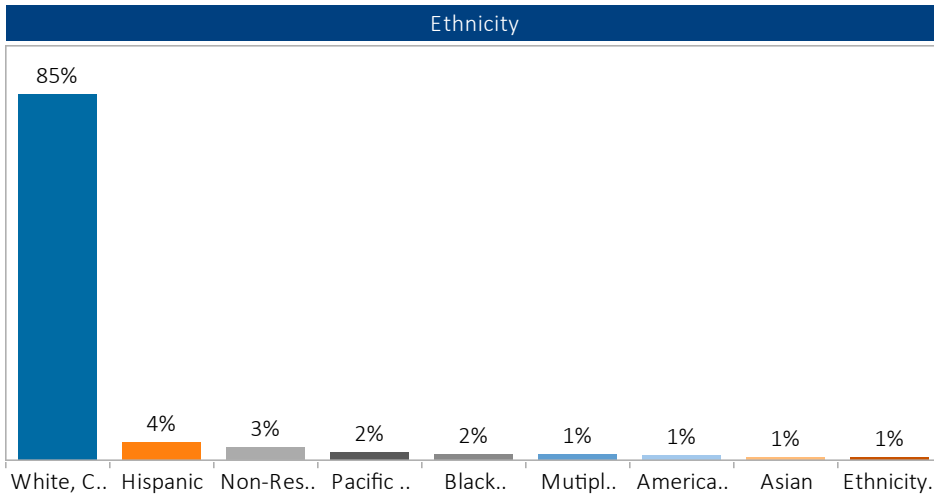
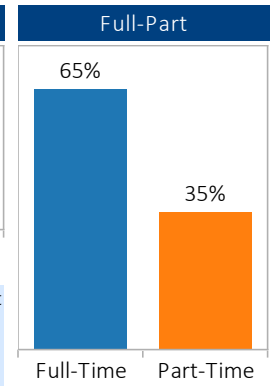
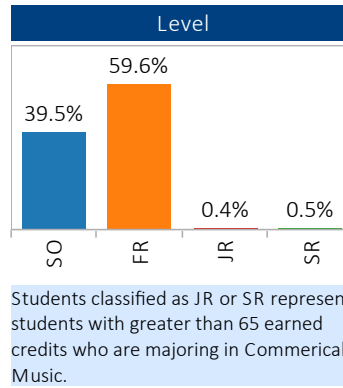
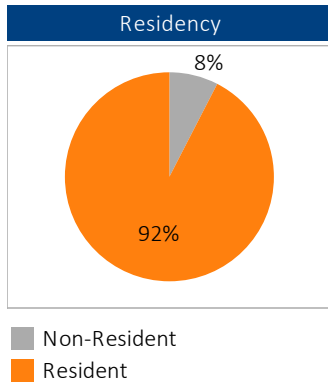
Snow College Student Profile



This is demographic information on Snow College's fall 2014 student body. The information can be filtered by gender by using the drop down menu to the right. The information is based on the fall 3rd week report submitted to the Utah State Board of Regents by October 1, 2014.

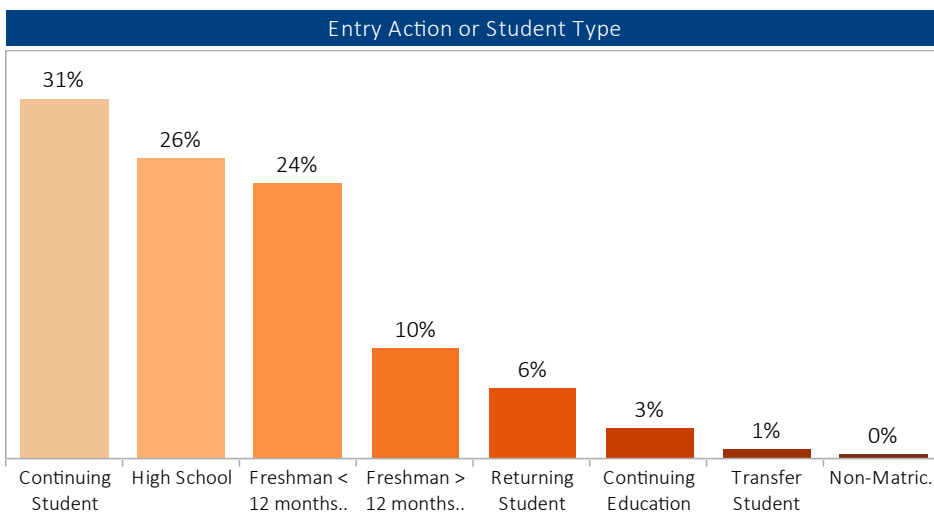
Total Students		Gender
4,779		All
Gender		Full-Part
All		All
Female	2,681	Ethnicity
Male	2,098	All

Age		
	% of T..	AVE A..
18 Years or youn..	51%	17
19 to 20 years	23%	19
20 to 24 years	17%	22
25 to 30 years	3%	27
31 to 40 years	3%	35
41 to 50 years	1%	45
51 to 60 years	1%	54
61 years and old..	0%	69
67	0%	67
70	0%	70
Grand Total	100%	20



Countries	
Other Areas in Utah	16%
Out of State, In US	3%
Out of US	13%
Six-County Service Area	39%
Wasatch Front Counties	30%
Grand Total	100%

Foreign Countries	
Japan	26%
Macau	12%
Saudia Arabia	12%
China	9%
Democratic Republic Congo	7%
Zimbabwe	5%
Hong Kong	5%
Canada	2%
United Kingdom	2%
Gambia	2%
Italy	2%
South Korea	2%
Taiwan	2%
Tonga	2%
Vietnam	2%
Australia	1%
Brazil	1%
Burkina Faso	1%
Costa Rica	1%
France	1%
Germany	1%
India	1%
Israel	1%
Jordan	1%
Mexico	1%
New Zealand	1%
Phillipines	1%
Serbia and Montenegro	1%
Singapore	1%





Snow College Student Profile

This is academic information on Snow College's fall 2014 student body. The information can be filtered by gender by using the drop down menu to the right. The information is based on the fall 3rd week report submitted to the Utah State Board of Regents by October 1, 2014.

Gender
All

Full/Part Time
All

Total Students
4,779

Cumulative GPA			ACT Composite			ACT English		
Cumulative G..	% of Total	Avg. CUM GPA		% of Total	AVE		% of Total	AVE ENG
.6 to .8 (D-)	0%	0.75	10 or Less	0%	9	10 or Less	4%	9
.9 to 1.1 (D)	0%	1.02	11 to 15	10%	14	11 to 16	23%	14
1.2 to 1.5 (D+)	1%	1.36	16 to 20	37%	18	17 to 20	24%	19
1.6 to 1.8 (C-)	2%	1.73	21 to 25	38%	23	21 to 25	34%	23
1.9 to 2.1 (C)	4%	2.06	26 to 30	14%	27	26 to 30	12%	28
2.2 to 2.5 (C+)	9%	2.40	31 or higher	1%	32	31 or Higher	4%	33
2.6 to 2.8 (B-)	10%	2.75	Grand Total	100%	21	Grand Total	100%	20
2.9 to 3.1 (B)	15%	3.04						
3.2 to 3.5 (B+)	26%	3.40						
3.6 to 3.8 (A-)	20%	3.73						
3.9 to 4.0 (A)	13%	3.98						
Grand Total	100%	3.22						

ACT Math			ACT Reading			ACT Science			PELL Grants		
% of To..	AVE M..		% of T..	AVE R..		% of T..	AVE S..				
10 or Less	0%	8	10 or Less	1%	9	10 or Less	1%	9	No Pell	76%	\$0
11 to 17	33%	16	11 to 15	14%	14	11 to 15	9%	14	Pell Award..	24%	\$2,259
18 to 20	20%	19	16 to 20	30%	18	16 to 20	34%	18	Grand Total	100%	\$2,251
21 to 25	34%	23	21 to 25	32%	23	21 to 25	44%	23	Semester Retention		
26 to 30	13%	27	26 to 30	17%	28	26 to 30	10%	27	Attended Spring 2013		35%
31 and Hi..	1%	32	31 or High..	7%	32	31 or High..	2%	33	Not attend Spring 2013		65%
Grand Total	100%	20	Grand Total	100%	22	Grand Total	100%	21	Grand Total		100%

HISTORY:
 Founded in 1888, Snow College is the educational, artistic, musical, and sports center for Central Utah. Encouraged by Snow's high academic standards and dedication to the pursuit of knowledge, thousands of graduates have gone on to earn higher degrees at colleges and universities throughout the country. Thousands of other students have graduated from the College fully prepared to find gainful employment in a variety of fields.

HIGHLIGHTS:
 *Aspen Prize Top 10 School--4 years running
 *CNN Money 6th best value
 *TheBestSchools.org 8th best college
 *Ranked #2 in the nation by RankMyProfessor

OTHER FACTS:
 Snow College has 5 academic divisions
 *Business & Applied Technology
 *Fine Arts & Communications
 *Humanities
 *Natural Science & Mathematics
 *Social Sciences

Snow College hosts NJCAA Teams in
 *Football
 *Volleyball
 *Men's Basketball
 *Women's Basketball
 *Softball



Snow College continues a tradition of excellence, encourages a culture of innovation, and cultivates an atmosphere of engagement to advance students in the achievement of their educational goals.
 ~ Tradition of Excellence ~ Culture of Innovation ~ Atmosphere of Engagement ~