

High School Profile

Data taken from current Fall 3rd Week report

STATE
Utah

HS STUDENT TYPE
All

HIGH SCHOOL
All

Student Type	
College Students	3,092
Concurrent Enrollment	1,905
Grand Total	4,997

Gender	
Female	2,829
Male	2,168
Grand Total	4,997

ACT & HSGPA	
Avg. ACT Composite	20.91
Avg. ACT English	20.30
Avg. ACT Math	20.68
Avg. ACT Reading	21.62
Avg. ACT Science	21.00
Avg. HSGPA	3.45

Snow College Information

Snow College headcount for fall semester 2019 was **5,583**. This count includes tuition-paying and concurrent enrollment students. Students attending from the 6-County service area represented 46% of the total Snow College enrollment.

Overall average high school GPA: **3.35**
Overall cumulative Snow College GPA: **3.27**

Average ACT Scores of all students:

ACT Composite: 21
ACT English: 20
ACT Math: 21
ACT Reading: 21
ACT Science: 22

Student Financial Aid:

Federal Aid any type of federal funding in the form of grants, loans, or work study programs.

Pell is a particular type of federal grant aid typically awarded to low-income students.

State Aid is any aid money provided to students from state agencies.

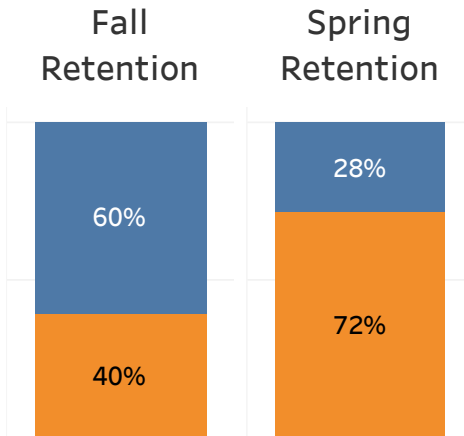
Institutional Aid represents funds in the form of tuition waivers and scholarships, including public and private endowment scholarships.

The aid reported represents the total amount of dollars received by students in that category. Students may receive funding from more than one category.

Ethnicity	
American Indian/Native Alaskan	51
Asian	44
Black, Non-Hispanic	28
Hispanic	372
Multiple Races	84
Non-Resident, Alien	22
Pacific Islander/Native Hawaiian	55
Race/Ethnicity Unknown	12
White/Caucasian	4,329
Grand Total	4,997

Retention rates represent the percent of students who remained at the institution from one semester to the next. Fall retention represents those students who remained at Snow College from the prior to the current fall semester. Spring retention represents those students who remained at Snow College from fall to spring semester.

■ Not Retained ■ Retained



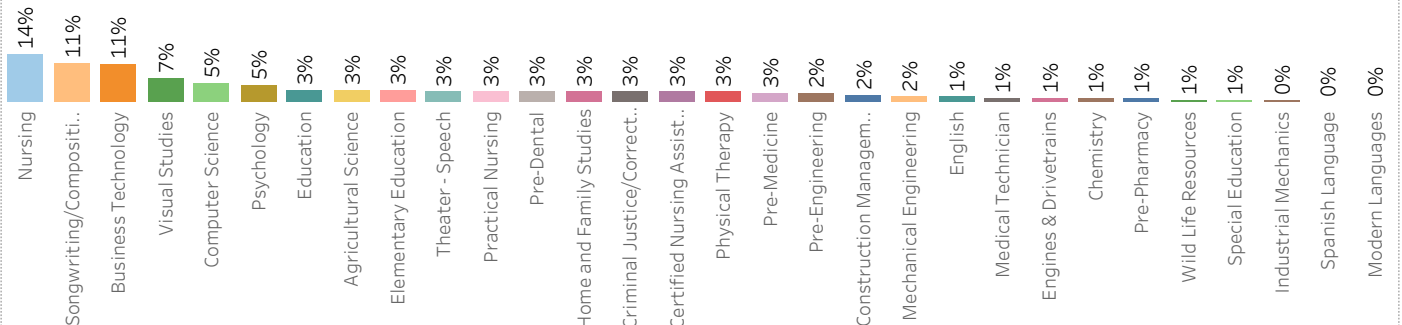
Math Placement	
College Math	38%
Math 800	5%
Math 900	27%
Math 1010	31%
Grand Total	100%

English Placement	
English 0980 Recommend..	30%
English 0980 Required	3%
English 1010	67%
Grand Total	100%

Type of QL Course	
1030: Quantitative Litera..	14%
1040: Statistics	31%
1050: College Algebra	56%
Grand Total	100%

Financial Aid (for HS students, aid information is offered not awarded)	
Number of Students	4,997
Total Federal Aid	\$16,272,581
Total Pell Grant Aid	\$11,082,045
Total Institutional Aid	\$4,715,427
Total State Aid	\$130,412
Grand Total Aid	\$21,118,420
Avg. Aid Package	\$4,226

Majors (does not include GE as a major)



High School Cohort Information

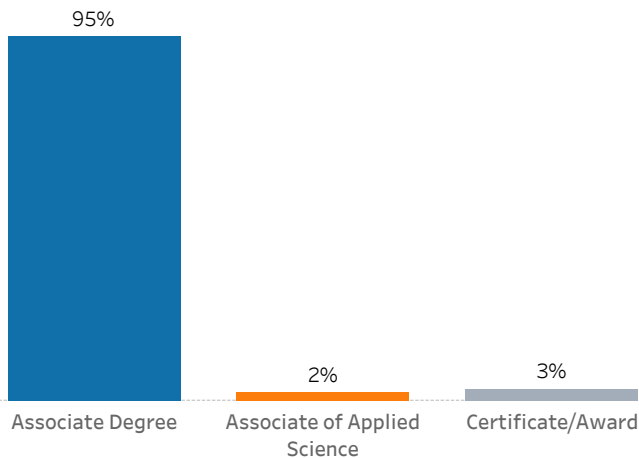
The high school cohort provides information on first-time students (for the cohort year) from a particular high school. The information in this report represents the **2014** fall cohort. It includes full-time and part-time students.

Select High School

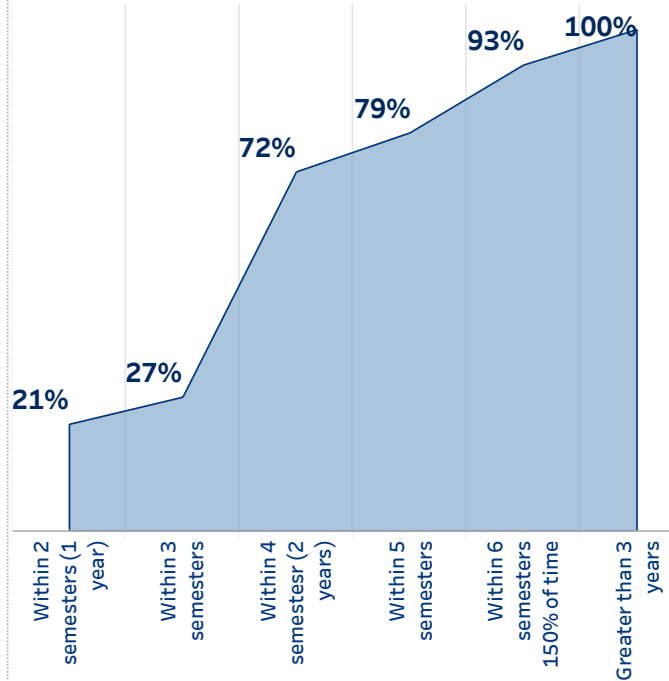
All

Cohort	Females	Males	Ave. Aid	GPA	Graduates
1,578	1,000	578	\$7,878	3.48	509

Graduates by Degree



Graduate Rate by Term(s)



Top 10 Graduate Majors

GNED	264
MUSC	19
NURS	19
PSYC	17
ELED	16
BUS	14
ART	11
COMM	11
NR	10
ENGR	9

Graduation rate information includes students who transferred after obtaining a credential from Snow College

Transfer Institutions

	With Degree	Without Degree
CAPELLA UNIVERSITY		1
DIXIE STATE COLLEGE OF UTAH		1
SOUTHERN UTAH UNIVERSITY	6	7
UNIVERSITY OF UTAH	8	4
UTAH STATE UNIVERSITY	23	16
UTAH VALLEY UNIVERSITY	24	31
WEBER STATE UNIVERSITY	8	8
Grand Total	69	68

Transfer Students

	Without Degree		With Degree	
	Count	Percent of Total	Count	Percent of Total
Did not Transfer	950	89%	409	80%
Transferred In-State	106	10%	91	18%
Transferred Out-of-State	13	1%	9	2%
Grand Total	1,069	100%	509	100%