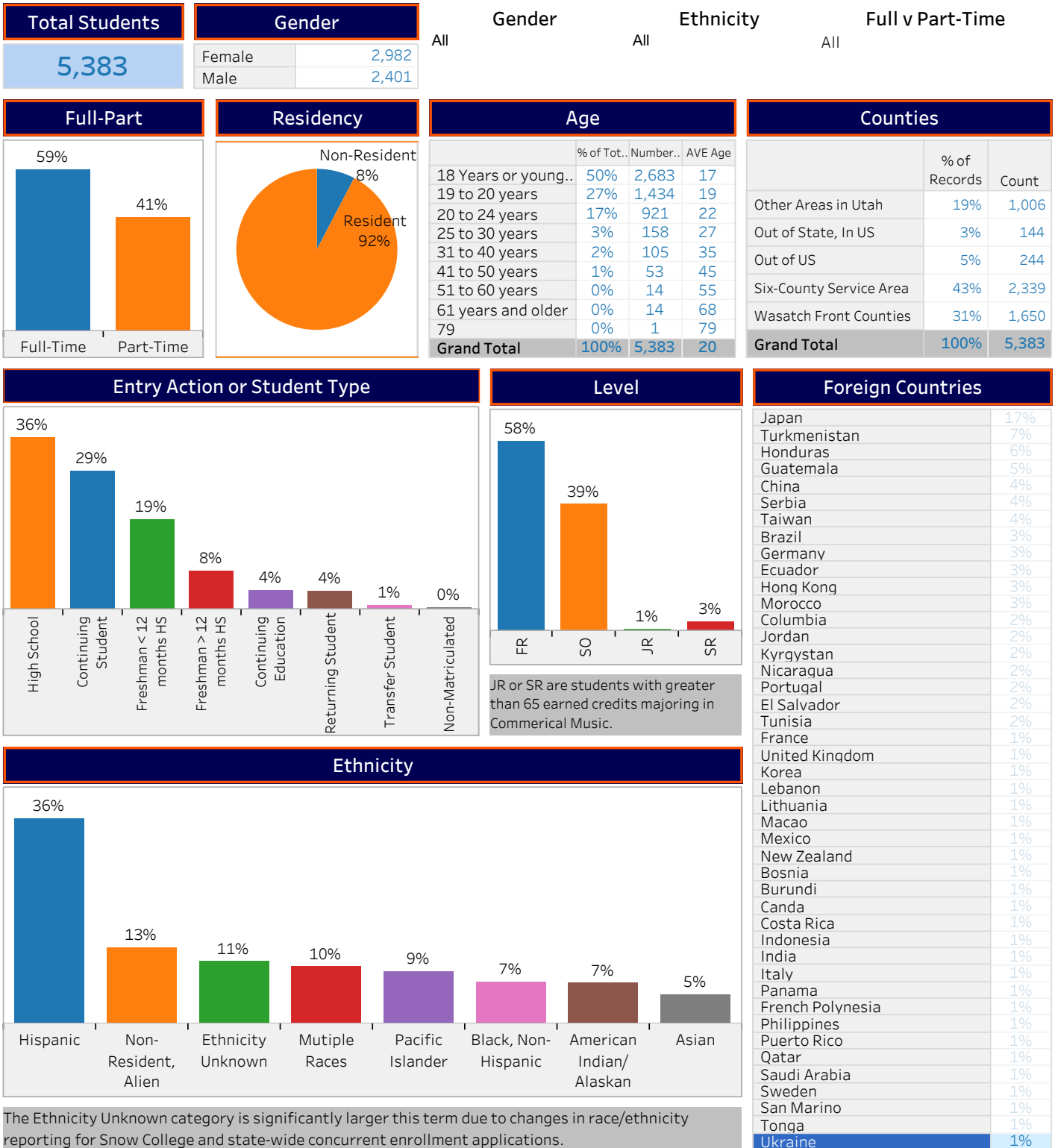


# Snow College Student Profile


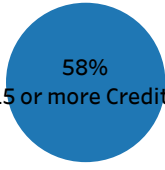
<https://snow.datacookbook.com/institution/reports/33676>

This is demographic information on Snow College's fall 2019 student body. The information can be filtered by gender by using the drop down menu to the right. The information is based on the fall 3rd week report submitted to the Utah State Board of Regents by October 1, 2019.



# Snow College Student Profile

This is academic information on Snow College's fall 2019 student body. The information can be filtered by gender by using the drop down menu to the right. The information is based on the fall 3rd week report submitted to the Utah State Board of Regents by October 1, 2019.

15 to Finish	HSGPA	Cumulative GPA																																																																											
 	<table border="1"> <thead> <tr> <th></th> <th>% of Total Count..</th> <th>Ave</th> </tr> </thead> <tbody> <tr><td>1.2 to 1.5 (D+)</td><td>0%</td><td>1.43</td></tr> <tr><td>1.6 to 1.8 (C-)</td><td>1%</td><td>1.74</td></tr> <tr><td>1.9 to 2.1 (C)</td><td>3%</td><td>2.03</td></tr> <tr><td>2.2 to 2.5 (C+)</td><td>7%</td><td>2.38</td></tr> <tr><td>2.6 to 2.8 (B-)</td><td>8%</td><td>2.72</td></tr> <tr><td>2.9 to 3.1 (B)</td><td>12%</td><td>3.01</td></tr> <tr><td>3.2 to 3.5 (B+)</td><td>25%</td><td>3.37</td></tr> <tr><td>3.6 to 3.8 (A-)</td><td>24%</td><td>3.71</td></tr> <tr><td>3.9 to 4.0 (A)</td><td>21%</td><td>3.94</td></tr> <tr><td><b>Grand Total</b></td><td><b>100%</b></td><td><b>3.35</b></td></tr> </tbody> </table>		% of Total Count..	Ave	1.2 to 1.5 (D+)	0%	1.43	1.6 to 1.8 (C-)	1%	1.74	1.9 to 2.1 (C)	3%	2.03	2.2 to 2.5 (C+)	7%	2.38	2.6 to 2.8 (B-)	8%	2.72	2.9 to 3.1 (B)	12%	3.01	3.2 to 3.5 (B+)	25%	3.37	3.6 to 3.8 (A-)	24%	3.71	3.9 to 4.0 (A)	21%	3.94	<b>Grand Total</b>	<b>100%</b>	<b>3.35</b>	<table border="1"> <thead> <tr> <th></th> <th>% of Total</th> <th>AVE</th> </tr> </thead> <tbody> <tr><td>.9 to 1.1 (D)</td><td>0%</td><td>1.02</td></tr> <tr><td>1,070</td><td>0%</td><td>1.07</td></tr> <tr><td>1.2 to 1.5 (D+)</td><td>0%</td><td>1.36</td></tr> <tr><td>1,490</td><td>0%</td><td>1.49</td></tr> <tr><td>1.6 to 1.8 (C-)</td><td>2%</td><td>1.76</td></tr> <tr><td>1.9 to 2.1 (C)</td><td>3%</td><td>2.04</td></tr> <tr><td>2.2 to 2.5 (C+)</td><td>9%</td><td>2.42</td></tr> <tr><td>2.6 to 2.8 (B-)</td><td>11%</td><td>2.75</td></tr> <tr><td>2.9 to 3.1 (B)</td><td>16%</td><td>3.04</td></tr> <tr><td>3.2 to 3.5 (B+)</td><td>23%</td><td>3.40</td></tr> <tr><td>3.6 to 3.8 (A-)</td><td>19%</td><td>3.75</td></tr> <tr><td>3.9 to 4.0 (A)</td><td>17%</td><td>3.98</td></tr> <tr><td><b>Grand Total</b></td><td><b>100%</b></td><td><b>3.27</b></td></tr> </tbody> </table>		% of Total	AVE	.9 to 1.1 (D)	0%	1.02	1,070	0%	1.07	1.2 to 1.5 (D+)	0%	1.36	1,490	0%	1.49	1.6 to 1.8 (C-)	2%	1.76	1.9 to 2.1 (C)	3%	2.04	2.2 to 2.5 (C+)	9%	2.42	2.6 to 2.8 (B-)	11%	2.75	2.9 to 3.1 (B)	16%	3.04	3.2 to 3.5 (B+)	23%	3.40	3.6 to 3.8 (A-)	19%	3.75	3.9 to 4.0 (A)	17%	3.98	<b>Grand Total</b>	<b>100%</b>	<b>3.27</b>
	% of Total Count..	Ave																																																																											
1.2 to 1.5 (D+)	0%	1.43																																																																											
1.6 to 1.8 (C-)	1%	1.74																																																																											
1.9 to 2.1 (C)	3%	2.03																																																																											
2.2 to 2.5 (C+)	7%	2.38																																																																											
2.6 to 2.8 (B-)	8%	2.72																																																																											
2.9 to 3.1 (B)	12%	3.01																																																																											
3.2 to 3.5 (B+)	25%	3.37																																																																											
3.6 to 3.8 (A-)	24%	3.71																																																																											
3.9 to 4.0 (A)	21%	3.94																																																																											
<b>Grand Total</b>	<b>100%</b>	<b>3.35</b>																																																																											
	% of Total	AVE																																																																											
.9 to 1.1 (D)	0%	1.02																																																																											
1,070	0%	1.07																																																																											
1.2 to 1.5 (D+)	0%	1.36																																																																											
1,490	0%	1.49																																																																											
1.6 to 1.8 (C-)	2%	1.76																																																																											
1.9 to 2.1 (C)	3%	2.04																																																																											
2.2 to 2.5 (C+)	9%	2.42																																																																											
2.6 to 2.8 (B-)	11%	2.75																																																																											
2.9 to 3.1 (B)	16%	3.04																																																																											
3.2 to 3.5 (B+)	23%	3.40																																																																											
3.6 to 3.8 (A-)	19%	3.75																																																																											
3.9 to 4.0 (A)	17%	3.98																																																																											
<b>Grand Total</b>	<b>100%</b>	<b>3.27</b>																																																																											

ACT Composite	ACT Math	ACT English	ACT Reading																																																																																													
<table border="1"> <thead> <tr> <th></th> <th>% of Total</th> <th>AVE CO</th> </tr> </thead> <tbody> <tr><td>6 to 11</td><td>0%</td><td>11</td></tr> <tr><td>12 to 17</td><td>24%</td><td>15</td></tr> <tr><td>18 to 23</td><td>46%</td><td>21</td></tr> <tr><td>24 to 29</td><td>26%</td><td>26</td></tr> <tr><td>30 or higher</td><td>3%</td><td>31</td></tr> <tr><td><b>Grand Total</b></td><td><b>100%</b></td><td><b>21</b></td></tr> </tbody> </table>		% of Total	AVE CO	6 to 11	0%	11	12 to 17	24%	15	18 to 23	46%	21	24 to 29	26%	26	30 or higher	3%	31	<b>Grand Total</b>	<b>100%</b>	<b>21</b>	<table border="1"> <thead> <tr> <th></th> <th>% of Total</th> <th>AVE MA</th> </tr> </thead> <tbody> <tr><td>6 to 11</td><td>0%</td><td>10</td></tr> <tr><td>12 to 17</td><td>32%</td><td>16</td></tr> <tr><td>18 to 23</td><td>37%</td><td>20</td></tr> <tr><td>24 to 29</td><td>29%</td><td>26</td></tr> <tr><td>30 and higher</td><td>2%</td><td>31</td></tr> <tr><td><b>Grand Total</b></td><td><b>100%</b></td><td><b>21</b></td></tr> </tbody> </table>		% of Total	AVE MA	6 to 11	0%	10	12 to 17	32%	16	18 to 23	37%	20	24 to 29	29%	26	30 and higher	2%	31	<b>Grand Total</b>	<b>100%</b>	<b>21</b>	<table border="1"> <thead> <tr> <th></th> <th>% of Total</th> <th>AVE ENG</th> </tr> </thead> <tbody> <tr><td>4</td><td>0%</td><td>4</td></tr> <tr><td>6 to 11</td><td>5%</td><td>10</td></tr> <tr><td>12 to 17</td><td>28%</td><td>15</td></tr> <tr><td>18 to 23</td><td>40%</td><td>21</td></tr> <tr><td>24 to 29</td><td>21%</td><td>26</td></tr> <tr><td>30 to 36</td><td>6%</td><td>32</td></tr> <tr><td><b>Grand Total</b></td><td><b>100%</b></td><td><b>20</b></td></tr> </tbody> </table>		% of Total	AVE ENG	4	0%	4	6 to 11	5%	10	12 to 17	28%	15	18 to 23	40%	21	24 to 29	21%	26	30 to 36	6%	32	<b>Grand Total</b>	<b>100%</b>	<b>20</b>	<table border="1"> <thead> <tr> <th></th> <th>% of Total</th> <th>AVE SO</th> </tr> </thead> <tbody> <tr><td>Below 6</td><td>0%</td><td>2</td></tr> <tr><td>5</td><td>0%</td><td>5</td></tr> <tr><td>6 to 11</td><td>1%</td><td>10</td></tr> <tr><td>12 to 17</td><td>20%</td><td>15</td></tr> <tr><td>18 to 23</td><td>51%</td><td>21</td></tr> <tr><td>24 to 29</td><td>24%</td><td>25</td></tr> <tr><td>30 to 36</td><td>4%</td><td>32</td></tr> <tr><td><b>Grand Total</b></td><td><b>100%</b></td><td><b>21</b></td></tr> </tbody> </table>		% of Total	AVE SO	Below 6	0%	2	5	0%	5	6 to 11	1%	10	12 to 17	20%	15	18 to 23	51%	21	24 to 29	24%	25	30 to 36	4%	32	<b>Grand Total</b>	<b>100%</b>	<b>21</b>
	% of Total	AVE CO																																																																																														
6 to 11	0%	11																																																																																														
12 to 17	24%	15																																																																																														
18 to 23	46%	21																																																																																														
24 to 29	26%	26																																																																																														
30 or higher	3%	31																																																																																														
<b>Grand Total</b>	<b>100%</b>	<b>21</b>																																																																																														
	% of Total	AVE MA																																																																																														
6 to 11	0%	10																																																																																														
12 to 17	32%	16																																																																																														
18 to 23	37%	20																																																																																														
24 to 29	29%	26																																																																																														
30 and higher	2%	31																																																																																														
<b>Grand Total</b>	<b>100%</b>	<b>21</b>																																																																																														
	% of Total	AVE ENG																																																																																														
4	0%	4																																																																																														
6 to 11	5%	10																																																																																														
12 to 17	28%	15																																																																																														
18 to 23	40%	21																																																																																														
24 to 29	21%	26																																																																																														
30 to 36	6%	32																																																																																														
<b>Grand Total</b>	<b>100%</b>	<b>20</b>																																																																																														
	% of Total	AVE SO																																																																																														
Below 6	0%	2																																																																																														
5	0%	5																																																																																														
6 to 11	1%	10																																																																																														
12 to 17	20%	15																																																																																														
18 to 23	51%	21																																																																																														
24 to 29	24%	25																																																																																														
30 to 36	4%	32																																																																																														
<b>Grand Total</b>	<b>100%</b>	<b>21</b>																																																																																														

ACT Science	PELL Grants																																																			
<table border="1"> <thead> <tr> <th></th> <th>% of Total</th> <th>AVE SCI</th> </tr> </thead> <tbody> <tr><td>Below 6</td><td>0%</td><td>5</td></tr> <tr><td>6</td><td>0%</td><td>6</td></tr> <tr><td>6 to 11</td><td>2%</td><td>10</td></tr> <tr><td>12 to 17</td><td>23%</td><td>15</td></tr> <tr><td>18 to 23</td><td>42%</td><td>21</td></tr> <tr><td>24 to 29</td><td>21%</td><td>26</td></tr> <tr><td>30 to 36</td><td>11%</td><td>32</td></tr> <tr><td><b>Grand Total</b></td><td><b>100%</b></td><td><b>22</b></td></tr> </tbody> </table>		% of Total	AVE SCI	Below 6	0%	5	6	0%	6	6 to 11	2%	10	12 to 17	23%	15	18 to 23	42%	21	24 to 29	21%	26	30 to 36	11%	32	<b>Grand Total</b>	<b>100%</b>	<b>22</b>	<table border="1"> <tbody> <tr><td>No Pell</td><td>76%</td><td>\$0</td></tr> <tr><td>0.47</td><td>0%</td><td>\$0</td></tr> <tr><td>Pell Awarded</td><td>24%</td><td>\$2,531</td></tr> <tr><td>462</td><td>0%</td><td>\$462</td></tr> <tr><td>692</td><td>0%</td><td>\$692</td></tr> <tr><td>1,892</td><td>0%</td><td>\$1,892</td></tr> <tr><td>2,230</td><td>0%</td><td>\$2,230</td></tr> <tr><td><b>Grand Total</b></td><td><b>100%</b></td><td><b>\$2,524</b></td></tr> </tbody> </table>	No Pell	76%	\$0	0.47	0%	\$0	Pell Awarded	24%	\$2,531	462	0%	\$462	692	0%	\$692	1,892	0%	\$1,892	2,230	0%	\$2,230	<b>Grand Total</b>	<b>100%</b>	<b>\$2,524</b>
	% of Total	AVE SCI																																																		
Below 6	0%	5																																																		
6	0%	6																																																		
6 to 11	2%	10																																																		
12 to 17	23%	15																																																		
18 to 23	42%	21																																																		
24 to 29	21%	26																																																		
30 to 36	11%	32																																																		
<b>Grand Total</b>	<b>100%</b>	<b>22</b>																																																		
No Pell	76%	\$0																																																		
0.47	0%	\$0																																																		
Pell Awarded	24%	\$2,531																																																		
462	0%	\$462																																																		
692	0%	\$692																																																		
1,892	0%	\$1,892																																																		
2,230	0%	\$2,230																																																		
<b>Grand Total</b>	<b>100%</b>	<b>\$2,524</b>																																																		

## HIGHLIGHTS:

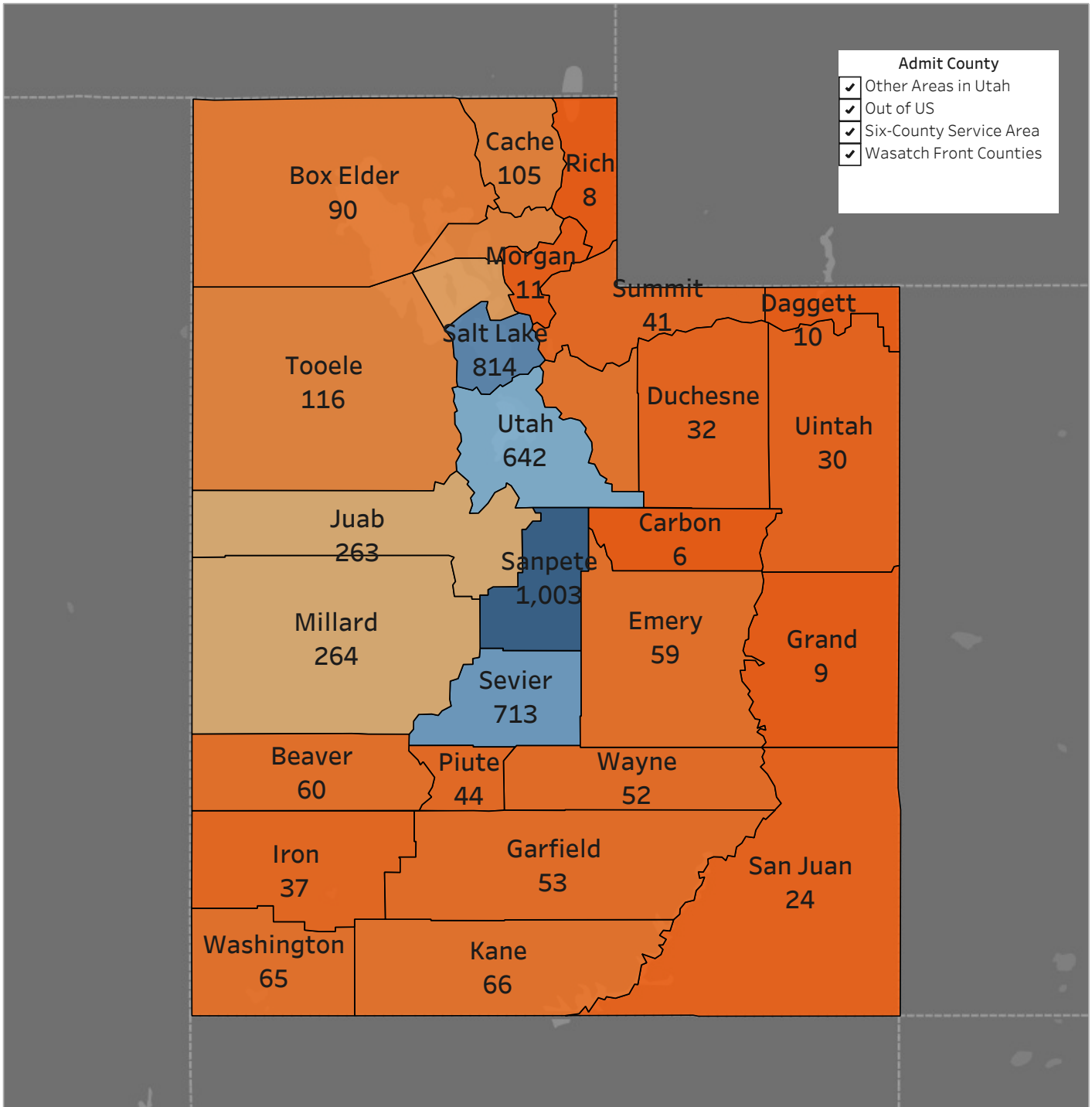
- \* Accredited by NWCCU
- \* Aspen Prize Top 10 School--7 years running
- \* TheBestSchools.org 8th best college
- \* Top 5% of Best College by NICHE
- \* Ranked #2 in the nation by RankMyProfessor
- \* 81% of students either graduate and/or transfer
- \* 80.8% of graduates are employed

Snow College continues a tradition of excellence, encourages a culture of innovation, and cultivates an atmosphere of engagement to advance students in the achievement of their educational goals.

~ Tradition of Excellence ~ Culture of Innovation ~ Atmosphere of Engagement ~

# Snow College Student Profile

This is academic information on Snow College's fall 2018 student body. The information can be filtered by gender by using the drop down menu to the right. The information is based on the fall 3rd week report submitted to the Utah State Board of Regents by October 1, 2018.



Snow College continues a tradition of excellence, encourages a culture of innovation, and cultivates an atmosphere of engagement to advance students in the achievement of their educational goals.

~ Tradition of Excellence ~ Culture of Innovation ~ Atmosphere of Engagement ~