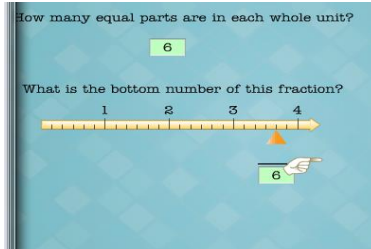
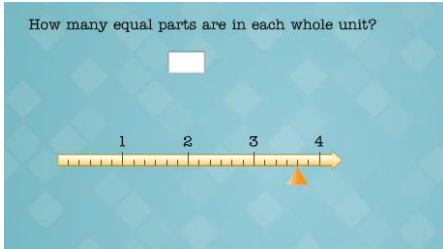


UNIT E

Helpful Hints


This unit is on fractions.

The bottom number in a fraction is the denominator. It tells you how many pieces each whole number is broken up into. The example below shows each whole unit divided into 6 equal pieces.



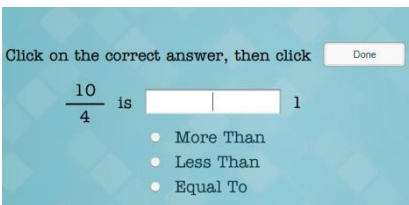
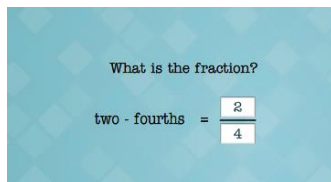
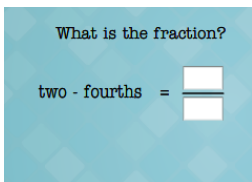

Both boxes asks you for the denominator.

The top number in a fraction is the numerator. The numerator is the expression written above the line in a common fraction to indicate the number of parts of the whole which is included. This is looking for all of the pieces that are included.



The top answer blank is looking for the numerator and the bottom box is for the denominator.

Numerator = 17
Denominator = 3



On problems such as these, you need to get common denominators and then compare numerators to see what number is largest or if they are equal. Choose the statement that is true.